

Fastener Distributor Index – Report #132 December 2022

Written by R.W. Baird analyst David J. Manthey, CFA with Quinn Fredrickson, CFA 1/9/23



Key Takeaway:

The seasonally adjusted Fastener Distributor Index (FDI) capped off the year with a startling sub-50 reading, coming in at **43.8** in December. This was a significant deceleration from last month's 54.9 reading and indicates market conditions worsened vs. November. Commentary pointed to slowing around the holidays and domestic trucking issues constraining product supply as the primary culprits. Looking ahead, the Forward-Looking Indicator (FLI) registered another sub-50 index value at **45.0**, but improved modestly vs. last month. Overall, the FDI/FLI suggest continued slowing in fastener distribution market conditions.

Fastener Distribution Trends: December 2022

FASTENER DISTRIBUTION AT A GLANCE											
December 2022											
	----- Index Values -----										
	Dec	Nov	Oct	Sep	Aug	Jul	Jun	May	Apr	Direction	Rate of Change
ISM PMI (Manufacturing)	48.4	49.0	50.2	50.9	52.8	52.8	53.0	56.1	55.4	Declining	Faster
FDI	43.8	54.9	44.3	47.6	52.6	46.1	53.8	52.7	52.6	Declining	Faster
FLI	45.0	42.0	42.2	47.5	47.4	58.1	51.5	55.4	55.1	Declining	Slower
(Other Metrics)											
Sales	37.9	59.8	27.9	43.9	51.9	43.2	65.5	56.3	60.5	Declining	Faster
Employment	50.0	57.9	53.6	47.8	53.4	62.5	59.1	62.9	53.1	Unchanged	Slower
Supplier Deliveries	40.3	47.4	46.4	54.3	55.2	52.1	65.2	69.4	68.8	Declining	Faster
Respondent Inventories	71.0	72.4	69.6	58.7	72.4	66.7	63.6	62.9	59.4	Growing	Slower
Customer Inventories	45.2	55.3	48.2	39.1	46.6	27.1	28.8	27.4	29.7	Declining	Faster
Pricing, month-to-month	58.1	52.6	53.6	52.2	65.5	68.8	68.2	77.4	78.1	Growing	Faster
Pricing, year-to-year	75.8	78.9	87.5	87.0	91.4	91.7	90.9	95.2	95.3	Growing	Slower
					<u>Higher Same Lower</u>						
6-Month Outlook - December					26%		45%				
<i>FDI and Pricing are diffusion indexes. At 50, the performance of the category listed met expectations. A reading above 50 suggests the category outperformed expectations, while a reading below 50 suggests the category underperformed expectations.</i>											

Source: Baird, FCH Sourcing Network, Institute for Supply Management

About the Fastener Distributor Index (FDI). The FDI is a monthly survey of North American fastener distributors, conducted with the **FCH Sourcing Network** and **Baird**. It offers insights into current fastener industry trends/outlooks. Similarly, the Forward-Looking Indicator (FLI) is based on a weighted average of four forward-looking inputs from the FDI survey. This indicator is designed to provide directional perspective on future expectations for fastener market conditions. As diffusion indexes, values above 50.0 signal strength, while readings below 50.0 signal weakness. Over time, results should be directly relevant to **Fastenal (FAST)** and broadly relevant to other industrial distributors such as **W.W. Grainger (GWW)** and **MSC Industrial (MSM)**.

Key Points:

FDI ends the year on a softer note. The seasonally adjusted December FDI (43.8) retreated to below 50 (indicating contraction) and reached the lowest level of the year (prior low was October at 44.3). The sales index was significantly softer compared to November with just 16% of respondents indicating sales were better than expectations vs. 34% in November. All four sub-components of the FDI (sales index, employment, supplier deliveries, and customer inventories) deteriorated m/m.

FLI remains contractionary. The FLI registered a 45.0 reading, which was a slight improvement vs. last month (42.0) but signals additional weakening is expected ahead (still sub-50 reading). The employment index was also softer vs. last month, but improvement in the six-month outlook more than offset, leading to slight overall m/m improvement in the FLI. On the outlook specifically, 26% of respondents anticipate activity levels will be higher six months from now vs. today, albeit off December's low base (lowest FDI since March 2020). This level of optimism remains modest compared to the 47% average seen over the past two years. Conversely, 29% expect lower activity levels (November was 45%) vs. an average of just ~13% over the past two years. Finally, 45% expect a continuation of December trends over the next six months. The most common theme among participants in their outlook commentary was expectations for flat to lower revenue trends in 2023.

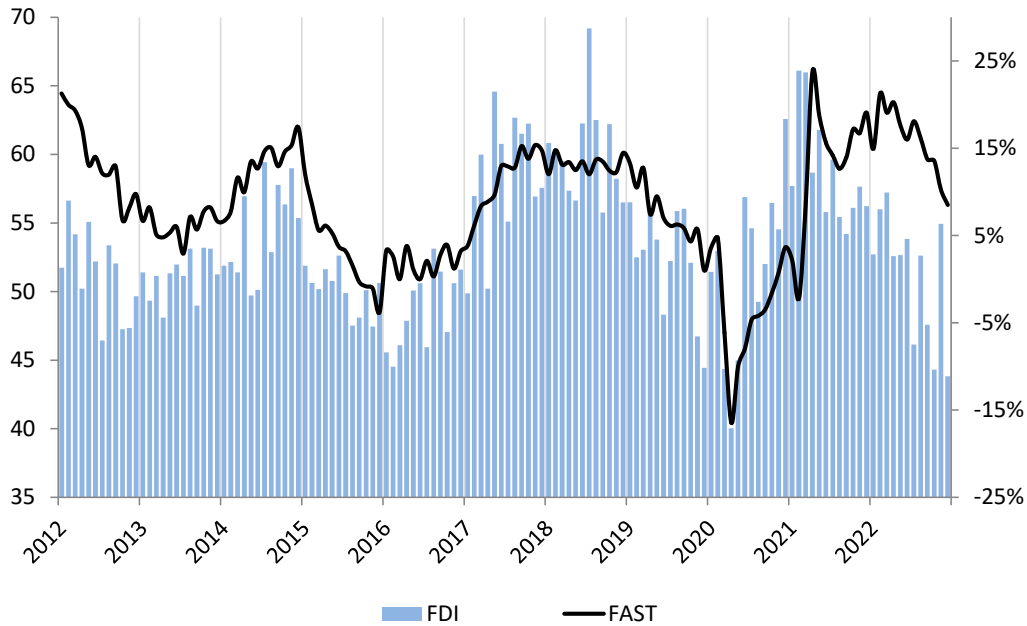
FDI employment index softens. The FDI employment index came in at 50.0 for December vs. 57.9 in November. Employment levels continue to be seen as generally at appropriate levels (74% of responses), while just 13% said employment levels were too high and 13% said they were too low. Turning to the overall economy, the December jobs report came in above expectations. 223,000 jobs were added vs. economist expectations for +200,000. A cooling labor market remains key toward the Federal Reserve eventually slowing/pausing interest rate hikes, but to this point the labor market remains persistently strong.

Outlook improves for second consecutive month but still muted, overall; international logistics constraints improving but domestic remains challenging. Forward-looking commentary remained relatively cautious on the whole. Respondents generally seem to be forecasting flat to lower revenues in 2023: *"We have grown over 60% since 2020, but I doubt this will continue in 2023 as I foresee revenue flat or lower through 4Q23."* Another respondent said, *"Really have no idea but recent trends and industry experts forecast a softer year. With demand softening and inventories in good position, it seems like activity has to be slower in the first half at least."* Commentary on shipping constraints was mixed, with significant improvement registered overseas (*"Shipments from Asia to USA are improving on cost and timing"*) but domestic challenges continue (*"Domestic trucking issues are still a problem"*).

Trends facing the industry in 2023. This month's supplemental question focused on major trends expected to impact the fastener industry in 2023. A few highlighted examples include: heavy consolidation in the structural fastener market, difficulty hiring/retaining quality employees, US/China/Taiwan tension escalation, recession fears, ongoing logistic challenges, and uncertainty regarding inventory positioning (de-stocking, fast moving material cost changes, etc.).

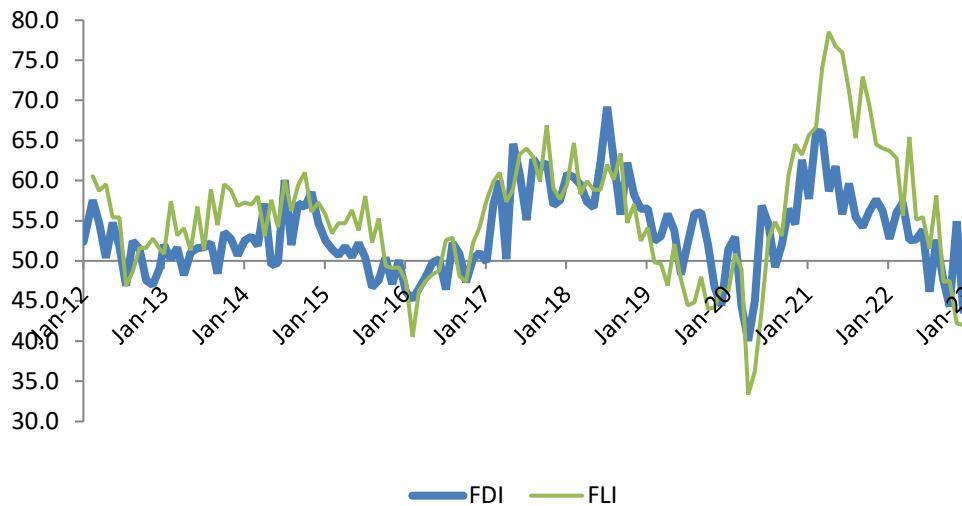
Fastenal will report December daily sales in conjunction with 4Q22 earnings on January 19. We are modeling overall daily sales +8.5% y/y, which is slightly better than normal seasonality. In 2023, we model weaker-than-seasonally-normal sales given recent contractionary readings in the FDI, a sub-50 ISM PMI, and our over-arching 2023 recession assumption. Recall, in November FAST's fastener sales grew by 8.7% y/y – moderating vs. 12.2% in October. Additionally for FAST, safety was +9.6% and other non-fasteners were +12.0%.

Fastener Distributor Index (FDI); Seasonally Adjusted



*FAST March 2020 – December 2021 Monthly Sales Presented as ex. Safety Products
 Source: Baird, FCH Sourcing Network, Company reports

1-Month Lagged FDI vs. FLI (Both Seasonally Adjusted)



Source: Baird, FCH Sourcing Network

Risk Synopsis

Fastenal: Risks include economic sensitivity, pricing power, relatively high valuation, secular gross margin pressures, success of vending and on-site initiatives, and ability to sustain historical growth.

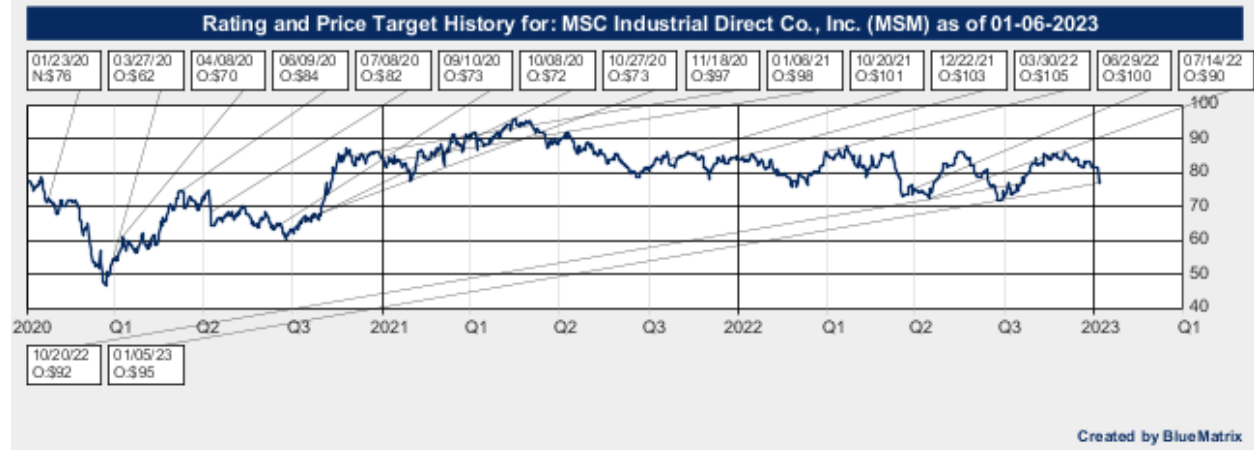
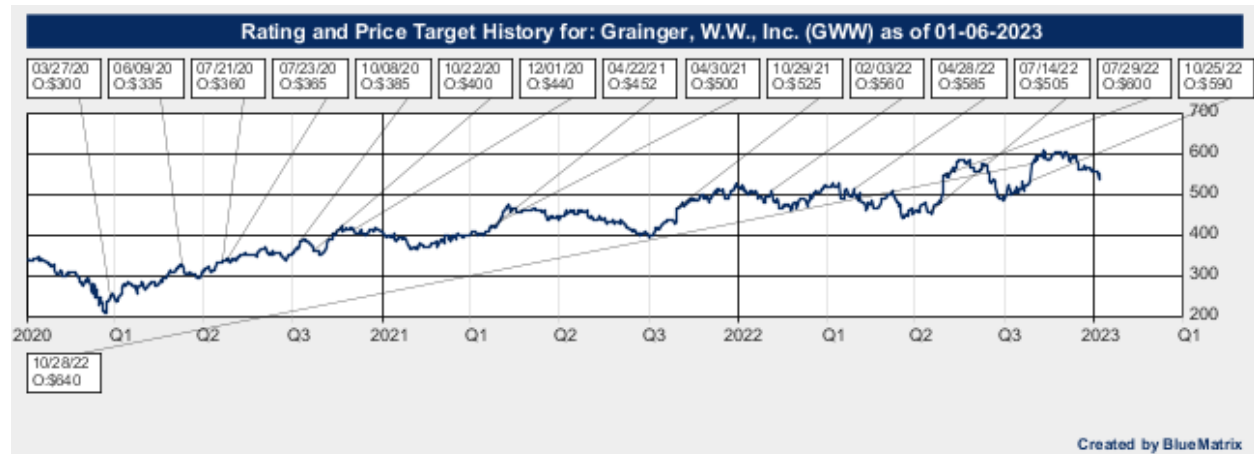
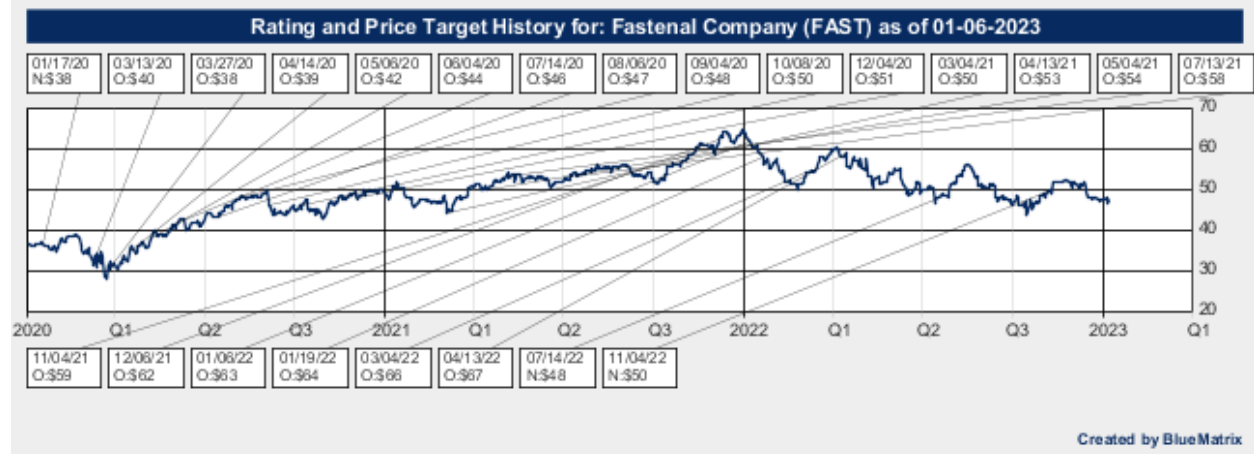
Industrial Distribution: Risks include economic sensitivity, pricing power, online pressure/competitive threats, global sourcing, and exposure to durable goods manufacturing.

Appendix – Important Disclosures and Analyst Certification

Covered Companies Mentioned

All stock prices below are as of 1/9/2023.

Fastenal Company (FAST-\$48.72-Neutral)
 W.W. Grainger Inc. (GWW-\$571.90 -Outperform)
 MSC Industrial Direct Co. Inc (MSM-\$79.36 -Outperform)
 (See recent research reports for more information)



Robert W. Baird & Co. Incorporated ("Baird") and/or its affiliates expect to receive or intend to seek investment-banking related compensation from the company or companies mentioned in this report within the next three months. Baird may not be licensed to execute transactions in all foreign listed securities directly. Transactions in foreign listed securities may be prohibited for residents of the United States. Please contact a Baird representative for more information.

Investment Ratings: Outperform (O) - Expected to outperform on a total return, risk-adjusted basis the broader U.S. equity market over the next 12 months. **Neutral (N)** - Expected to perform in line with the broader U.S. equity market over the next 12 months. **Underperform (U)** - Expected to underperform on a total return, risk-adjusted basis the broader U.S. equity market over the next 12 months.

Risk Ratings: L - Lower Risk – Higher-quality companies for investors seeking capital appreciation or income with an emphasis on safety. Company characteristics may include: stable earnings, conservative balance sheets, and an established history of revenue and earnings. **A - Average Risk** – Growth situations for investors seeking capital appreciation with an emphasis on safety. Company characteristics may include: moderate volatility, modest balance-sheet leverage, and stable patterns of revenue and earnings. **H - Higher Risk** – Higher-growth situations appropriate for investors seeking capital appreciation with the acceptance of risk. Company characteristics may include: higher balance-sheet leverage, dynamic business environments, and higher levels of earnings and price volatility. **S - Speculative Risk** – High growth situations appropriate only for investors willing to accept a high degree of volatility and risk. Company characteristics may include: unpredictable earnings, small capitalization, aggressive growth strategies, rapidly changing market dynamics, high leverage, extreme price volatility and unknown competitive challenges.

Valuation, Ratings and Risks. The recommendation and price target contained within this report are based on a time horizon of 12 months but there is no guarantee the objective will be achieved within the specified time horizon. Price targets are determined by a subjective review of fundamental and/or quantitative factors of the issuer, its industry, and the security type. A variety of methods may be used to determine the value of a security including, but not limited to, discounted cash flow, earnings multiples, peer group comparisons, and sum of the parts. Overall market risk, interest rate risk, and general economic risks impact all securities. Specific information regarding the price target and recommendation is provided in the text of our most recent research report.

Distribution of Investment Ratings. As of December 30, 2022, Baird U.S. Equity Research covered 712 companies, with 61% rated Outperform/Buy, 38% rated Neutral/Hold and 1% rated Underperform/Sell. Within these rating categories, 10% of Outperform/Buy-rated, and 4% of Neutral/Hold-rated companies have compensated Baird for investment banking services in the past 12 months and/or Baird managed or co-managed a public offering of securities for these companies in the past 12 months.

Analyst Compensation. Research analyst compensation is based on: (1) the correlation between the research analyst's recommendations and stock price performance; (2) ratings and direct feedback from our investing clients, our institutional and retail sales force (as applicable) and from independent rating services; (3) the research analyst's productivity, including the quality of such analyst's research and such analyst's contribution to the growth and development of our overall research effort; (4) compliance with all of Baird's internal policies and procedures; and (5) other considerations, such as Baird's assessment of the prevailing market rates for talent in the sector the research analyst covers, but excluding the analyst's contributions to Baird's investment banking services activities. This compensation criteria and actual compensation is reviewed and approved on an annual basis by Baird's Research Oversight Committee. Analyst compensation is derived from all revenue sources of the firm, including revenues from investment banking. Baird does not compensate research analysts based on specific investment banking transactions.

A complete listing of all companies covered by Baird U.S. Equity Research and applicable research disclosures can be accessed at <http://www.rwbaird.com/research-insights/research/coverage/third-party-research-disclosures.aspx>. You can also call 800-792-2473 or write: Robert W. Baird & Co., Equity Research, 777 E. Wisconsin Avenue, Milwaukee, WI 53202.

Analyst Certification

The research analyst primarily responsible for the preparation of this research report certifies that the views expressed in this research report and/or financial model accurately reflect such research analyst's personal views about the subject securities or issuers and that no part of his or her compensation was, is, or will be directly or indirectly related to the specific recommendations or views contained in the research report.

Disclaimers

Baird prohibits analysts from owning stock in companies they cover.

This is not a complete analysis of every material fact regarding any company, industry or security. The opinions expressed here reflect our judgment at this date and are subject to change. The information has been obtained from sources we consider to be reliable, but we cannot guarantee the accuracy.

ADDITIONAL INFORMATION ON COMPANIES MENTIONED HEREIN IS AVAILABLE UPON REQUEST

The Dow Jones Industrial Average, S&P 500, S&P 400 and Russell 2000 are unmanaged common stock indices used to measure and report performance of various sectors of the stock market; direct investment in indices is not available. Baird is exempt from the requirement to hold an Australian financial services license. Baird is regulated by the United States Securities and Exchange Commission, FINRA, and various other self-regulatory organizations and those laws and regulations may differ from Australian laws. This report has been prepared in accordance with the laws and regulations governing United States broker-dealers and not Australian laws.

Other Disclosures

The information and rating included in this report represent the research analyst's views based on a time horizon of 12 months, as described above, unless otherwise stated. In our standard company-specific research reports, the subject company may be designated as a "Fresh Pick", representing that the research analyst believes the company to be a high-conviction investment idea based on a subjective review of one or more fundamental or quantitative factors until an expiration date specified by the analyst but not to exceed nine months. The Fresh Pick designation and specified expiration date will be displayed in standard company-specific research reports on the company until the occurrence of the expiration date or such time as the analyst removes the Fresh Pick designation from the company in a subsequent, standard company-specific research report. The research analyst(s) named in this report may, at times and at the request of clients or their Baird representatives, provide particular investment perspectives or trading strategies based primarily on the analyst's understanding of the individual client's objectives. These perspectives or trading strategies generally are responsive to client inquiries and based on criteria the research analyst considers relevant to the client. As such, these perspectives and strategies may differ from the research analyst's views contained in this report.

Baird and/or its affiliates may provide to certain clients additional or research supplemental products or services, such as outlooks, commentaries and other detailed analyses, which focus on covered stocks, companies, industries or sectors. Not all clients who receive our standard company-specific research reports are eligible to receive these additional or supplemental products or services. Baird determines in its sole discretion the clients who will receive additional or supplemental products or services, in light of various factors including the size and scope of the client relationships. These

additional or supplemental products or services may feature different analytical or research techniques and information than are contained in Baird's standard research reports. Any ratings and recommendations contained in such additional or research supplemental products are consistent with the research analyst's ratings and recommendations contained in more broadly disseminated standard research reports. Baird disseminates its research reports to all clients simultaneously by posting such reports to Baird's password-protected client portal, <https://bol.rwbaird.com/Login> ("BairdOnline"). All clients may access BairdOnline and at any time. All clients are advised to check BairdOnline for Baird's most recent research reports. After research reports are posted to BairdOnline, such reports may be emailed to clients, based on, among other things, client interest, coverage, stock ownership and indicated email preferences, and electronically distributed to certain third-party research aggregators, who may make such reports available to entitled clients on password-protected, third-party websites. Not all research reports posted to BairdOnline will be emailed to clients or electronically distributed to such research aggregators. To request access to Baird Online, please visit <https://bol.rwbaird.com/Login/RequestInstLogin> or contact your Baird representative.

Dividend Yield. As used in this report, the term "dividend yield" refers, on a percentage basis, to the historical distributions made by the issuer relative to its current market price. Such distributions are not guaranteed, may be modified at the issuer's discretion, may exceed operating cash flow, subsidized by borrowed funds or include a return of investment principal.

United Kingdom ("UK") disclosure requirements for the purpose of distributing this research into the UK and other countries for which Robert W. Baird Limited holds a MiFID passport.

The contents of this report may contain an "investment recommendation", as defined by the Market Abuse Regulation EU No 596/2014 ("MAR"). This report does not contain a "personal recommendation" or "investment advice", as defined by the Market in Financial Instruments Directive 2014/65/EU ("MiFID"). Please therefore be aware of the important disclosures outlined below. Unless otherwise stated, this report was completed and first disseminated at the date and time provided on the timestamp of the report. If you would like further information on dissemination times, please contact us. The views contained in this report: (i) do not necessarily correspond to, and may differ from, the views of Robert W. Baird Limited or any other entity within the Baird Group, in particular Robert W. Baird & Co. Incorporated; and (ii) may differ from the views of another individual of Robert W. Baird Limited.

This material is distributed in the UK and the European Economic Area ("EEA") by Robert W. Baird Limited, which has an office at Finsbury Circus House, 15 Finsbury Circus, London EC2M 7EB and is authorized and regulated by the Financial Conduct Authority ("FCA") in the UK.

For the purposes of the FCA requirements, this investment research report is classified as investment research and is objective. This material is only directed at and is only made available to persons in the EEA who would satisfy the criteria of being "Professional" investors under MiFID and to persons in the UK falling within Articles 19, 38, 47, and 49 of the Financial Services and Markets Act of 2000 (Financial Promotion) Order 2005 (all such persons being referred to as "relevant persons"). Accordingly, this document is intended only for persons regarded as investment professionals (or equivalent) and is not to be distributed to or passed onto any other person (such as persons who would be classified as Retail clients under MiFID).

All substantially material sources of the information contained in this report are disclosed. All sources of information in this report are reliable, but where there is any doubt as to reliability of a particular source, this is clearly indicated. There is no intention to update this report in future. Where, for any reason, an update is made, this will be made clear in writing on the research report. Such instances will be occasional only.

Please note that this report may provide views which differ from previous recommendations made by the same individual in respect of the same financial instrument or issuer in the last 12 months. Information and details regarding previous recommendations in relation to the financial instruments or issuer referred to in this report are available at https://baird.bluematrix.com/sellside/MAR_action.

Robert W. Baird Limited or one of its affiliates may at any time have a long or short position in the company or companies mentioned in this report. Where Robert W. Baird Limited or one of its affiliates holds a long or short position exceeding 0.5% of the total issued share capital of the issuer, this will be disclosed separately by your Robert W. Baird Limited representative upon request.

Investment involves risk. The price of securities may fluctuate and past performance is not indicative of future results. Any recommendation contained in the research report does not have regard to the specific investment objectives, financial situation and the particular needs of any individuals. You are advised to exercise caution in relation to the research report. If you are in any doubt about any of the contents of this document, you should obtain independent professional advice.

Robert W. Baird Limited and Robert W. Baird & Co. Incorporated have in place organisational and administrative arrangements for the prevention, avoidance, and disclosure of conflicts of interest with respect to research recommendations. Robert W. Baird Limited's Conflicts of Interest Policy, available [here](#), outlines the approach Robert W. Baird Limited takes in relation to conflicts of interest and includes detail as to its procedures in place to identify, manage and control conflicts of interest. Robert W. Baird Limited and or one of its affiliates may be party to an agreement with the issuer that is the subject of this report relating to the provision of services of investment firms. Robert W. Baird & Co. Incorporated's policies and procedures are designed to identify and effectively manage conflicts of interest related to the preparation and content of research reports and to promote objective and reliable research that reflects the truly held opinions of research analysts. Robert W. Baird & Co. Incorporated's research analysts certify on a quarterly basis that such research reports accurately reflect their personal views.

This material is strictly confidential to the recipient and not intended for persons in jurisdictions where the distribution or publication of this research report is not permitted under the applicable laws or regulations of such jurisdiction.

Robert W. Baird Limited is exempt from the requirement to hold an Australian financial services license and is regulated by the FCA under UK laws, which may differ from Australian laws. As such, this document has not been prepared in accordance with Australian laws.
